

CB MODEL: WITHOUT

14 INCH OPTION

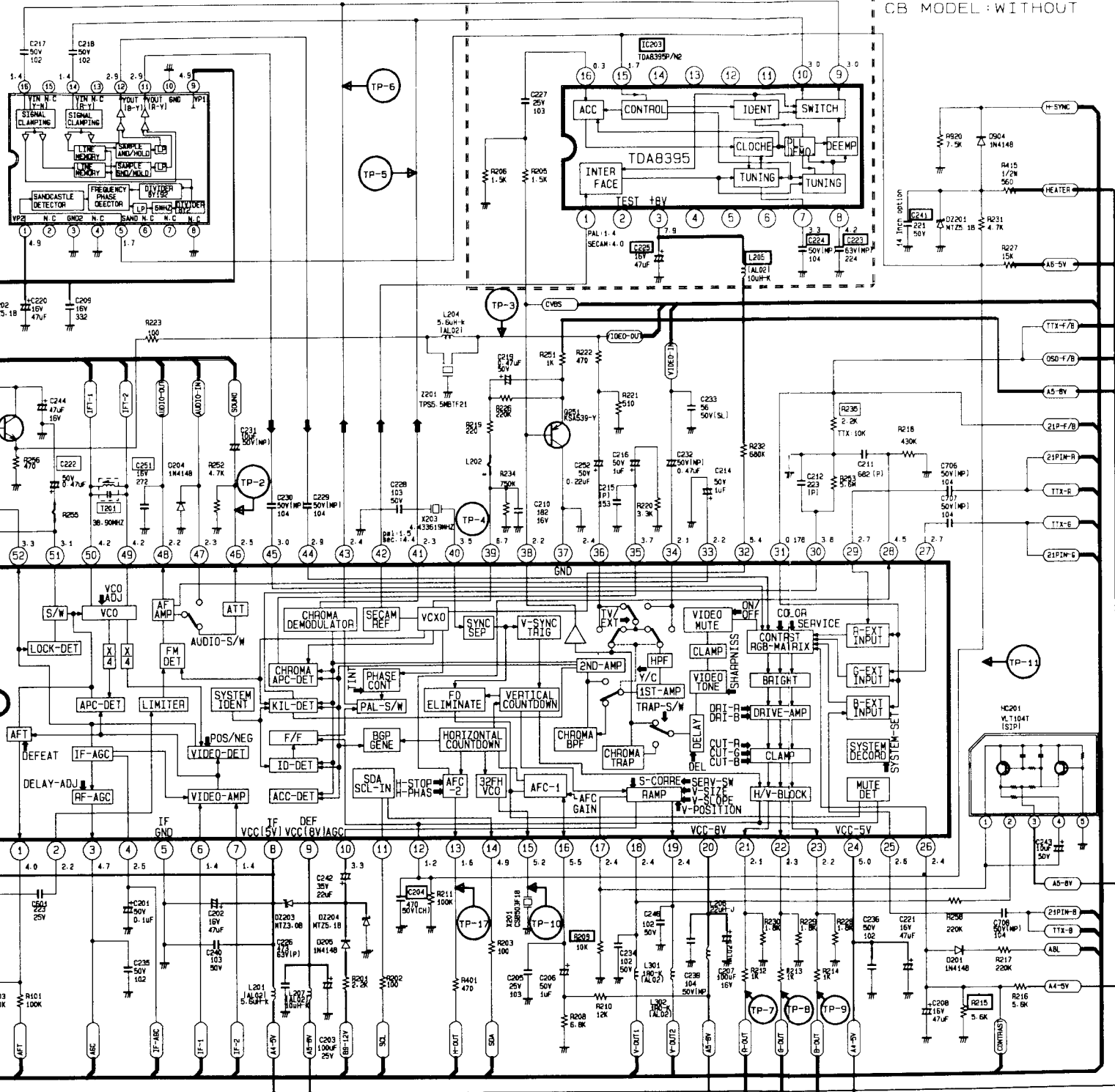
LOC	INCH	14 INCH	15 INCH	20 INCH	21 INCH
R25B	DELETE	DELETE	1/BW 220K	1/BW 220K	
R209	1/BW 2.4K	1/BW 2.4K	1/BW 10K	1/BW 10K	
R215	1/BW 5.1K	1/BW 5.6K	1/BW 5.6K	1/BW 5.6K	
C241	50V 221	50V 221	DELETE	DELETE	
C204	DELETE	DELETE	CH 47PF	CH 47PF	
C243	DELETE	DELETE	50V 10UF	50V 10UF	
HC201	DELETE	DELETE	VLT 104	VLT 104	

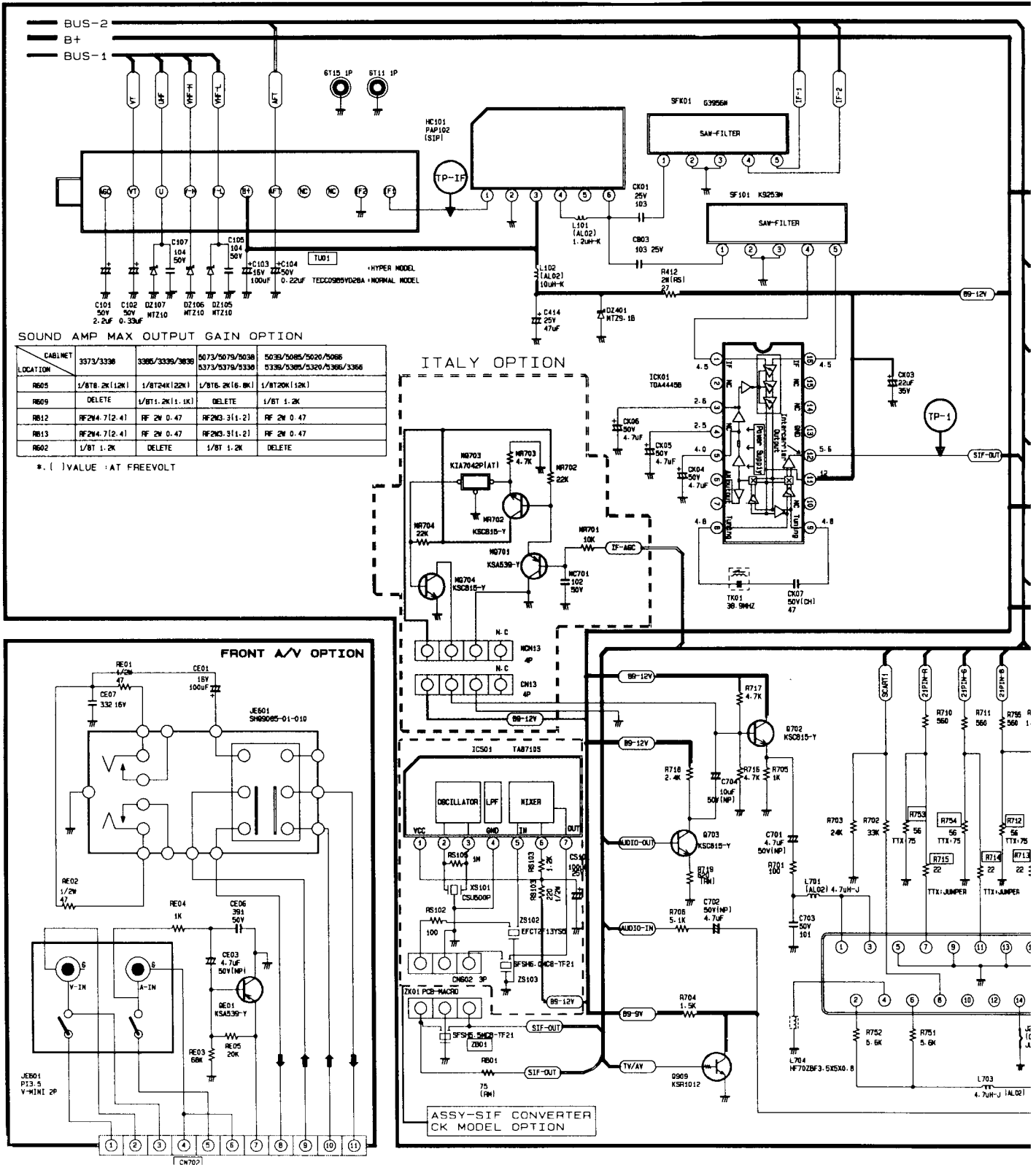
CF MODEL OPTION

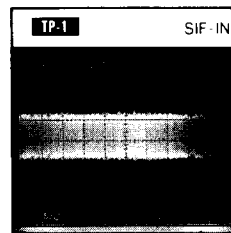
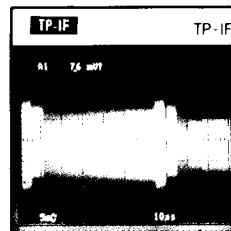
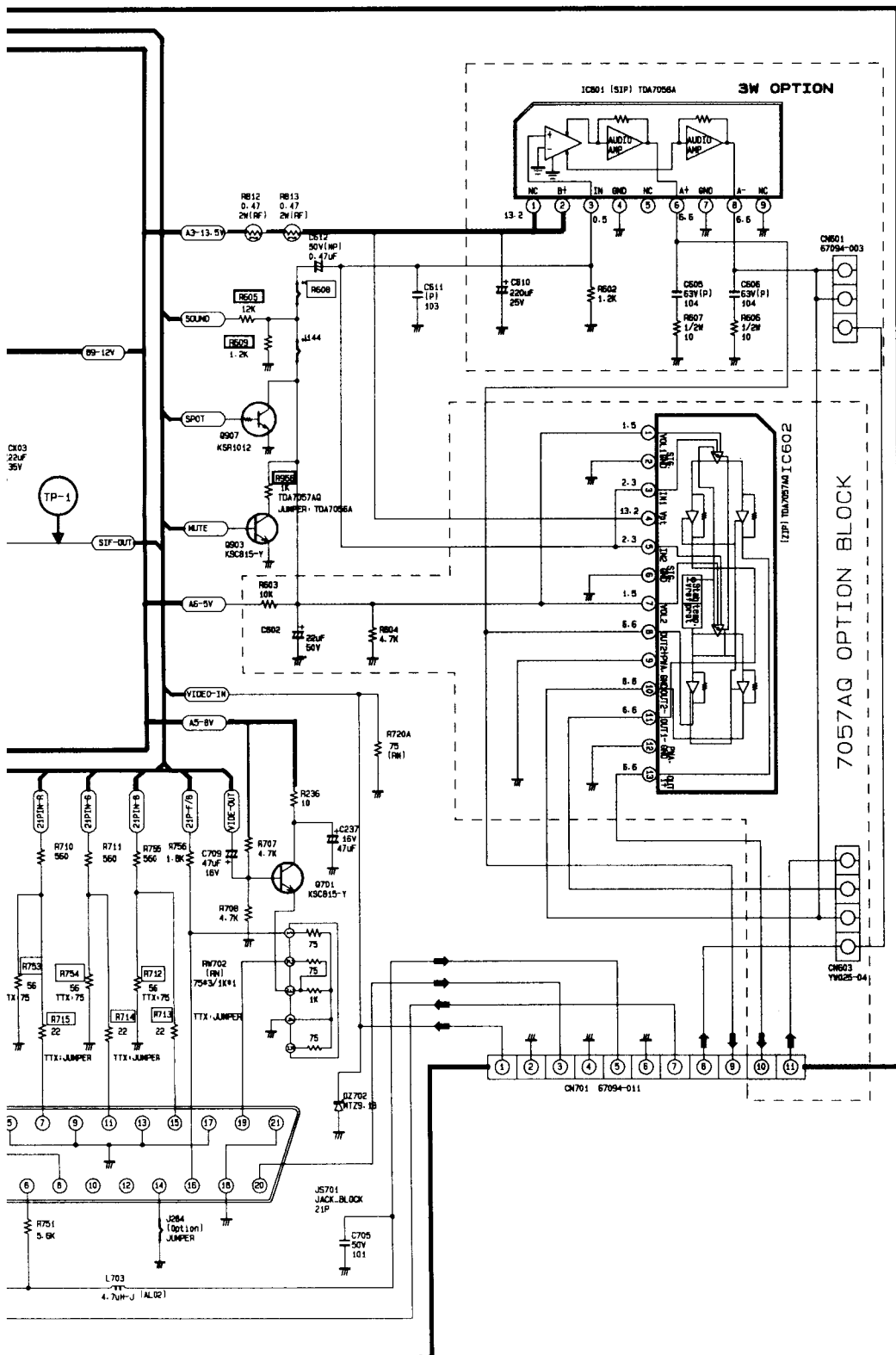
LOCATION	BASIC MODEL	CF MODEL
R259	1/BW 270K	1/BW 130K
C251	15V 272	15V 182
C222	C-ELEC. 50V 0.47UF	C-POLY 474
T201	AA26-1004D	AA26-1005C

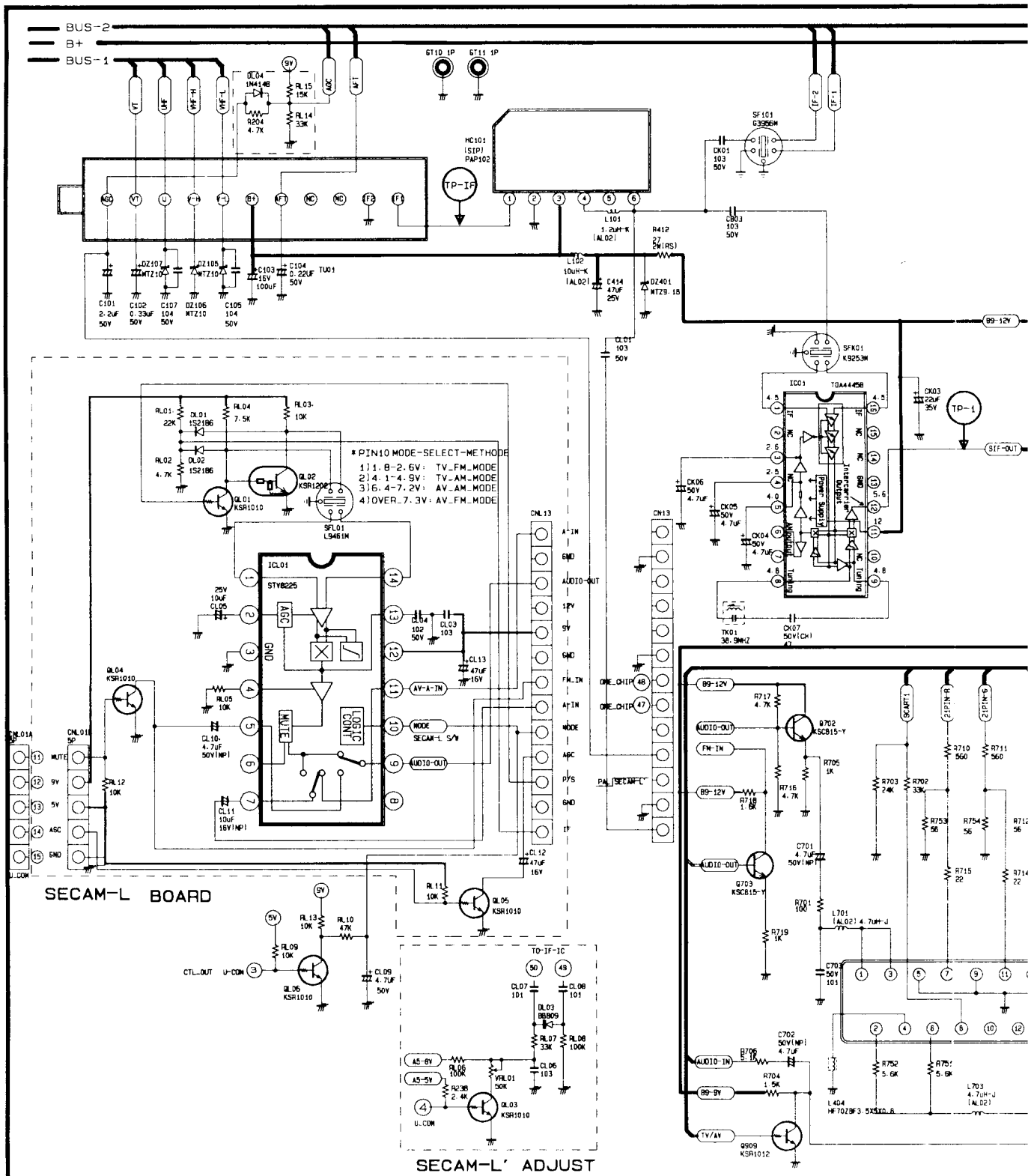
IC202  
TDA4655

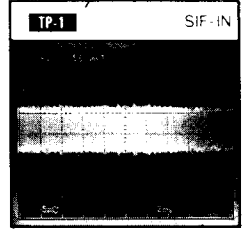
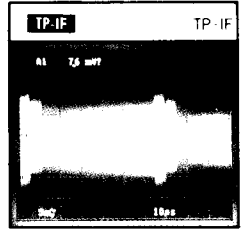
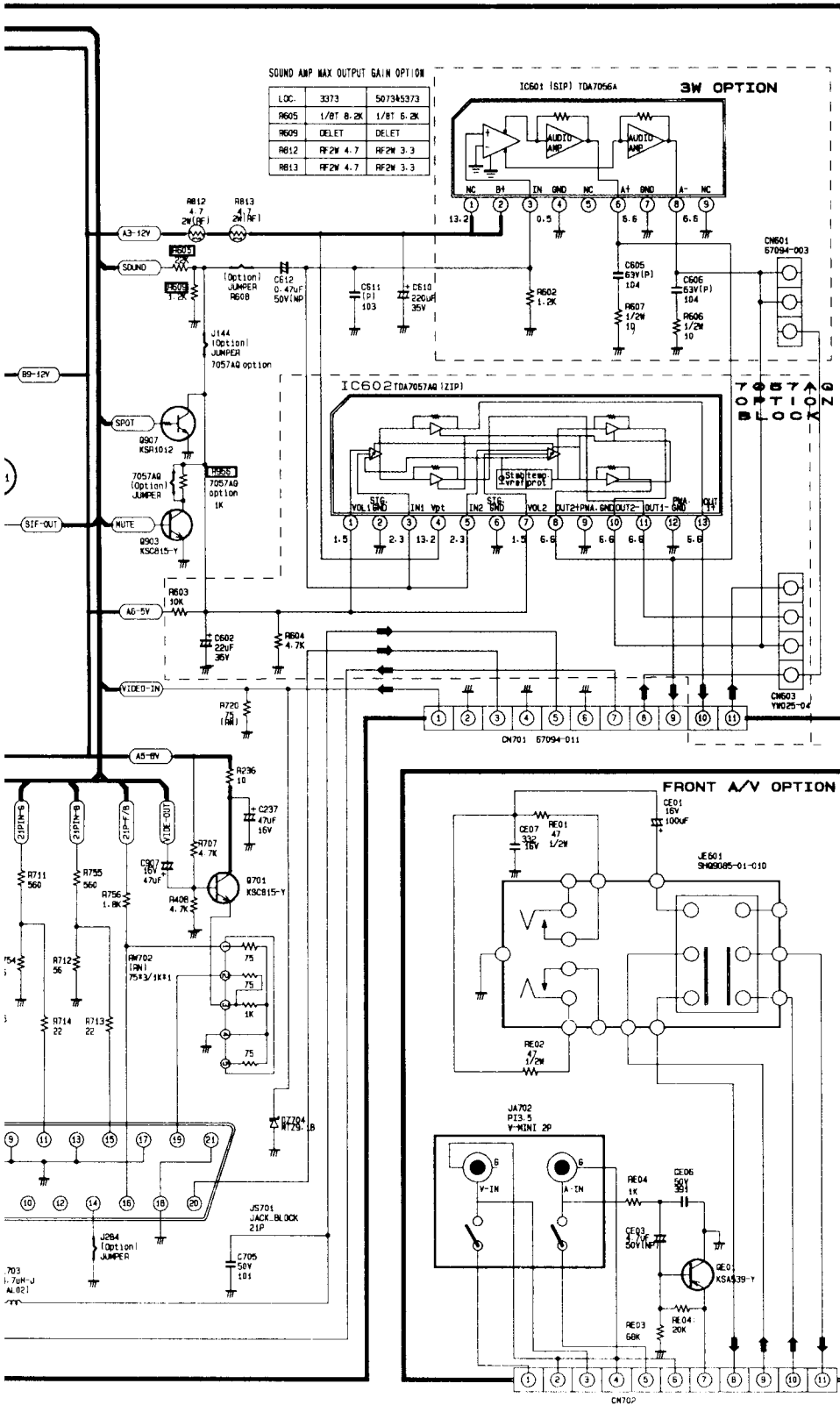
IC203  
TDA8395/NG











BUS-2  
B+

**INCH OPTION**

LOC-NO	141NCH	201NCH	311NCH
CH501	B3F85: BR 400M	B3F85: BR 500M	B3F85: BR 500M
R306	NO 1RT 331	NO 1RT 331	NO 1RT 221
R407	1/2T 120K-F	1/2T 110K-F	1/2T 110K-F
R411	1/2T 120K-F	1/2T 110K-F	1/2T 110K-F
R417	RF 2T 2.4	RF 1T 0.47	RF 1T 0.47
R501H	DELETE	RC 1/2T 4.7K	RC 1/2T 4.7K
R501H	DELETE	RC 1/2T 4.7K	DELETE
R502H	DELETE	RC 1/2T 4.7K	DELETE
R502H	RC 1/2T 4.7K	DELETE	DELETE
C402	CHP 1600V 722	CHP 1600V 722	CHP 1600V 722
C403	2KV 271-K	2KV 561-K	2KV 271-K
C404	CHP 400V 304	CHP 400V 434	CHP 400V 434
T444	FSV14001	FSV 20401	FSV 20401
Q401	01711Y1000711	K505672YD	K505672YD
C.Y	NY-225 P122.5	NY-291 P129.1	NY-291 P129.1
Y999	P114.3 HI-BI	P126.5 HI-BI	P126.5 HI-BI
CR1	A54KW442K	A48R0902K	A51KQ463Z
D.Y	DSE-1422FL	DSE-1982LL111	DST-2192ML(11)
R302	1/2T 1.9	1/2T 1.2	1/2T 1
(FREE VOLT)			
R801	NPC 5M 0.2	NPC 5M 0.2	NPC 5M 0.18

**FREE VOLT or 220V ONLY**

LOC-NO	FREE VOLT	220V ONLY
T3001	SMR40200C	SMR40200C
T801	AA26-20003K	AA26-20003Y
R801	NPC 5M 0.2	NPC 5M 0.33
HC001	HIS0169C	HIS0169C
R808	1/2R 2.4K	1/2Y 4.3K

**NATIONAL OPTION**

LOC-NO	BASIC	CIS/ROMANIA/ALBANIA THAILAND/INDIA/EGYPT
CR01	400V 220UF	400V 150UF (3330/5330/5373 ONLY)
		450V 220UF

**SPEAKER OPTION**

LOC-NO	TWO-SPEAKER	ONE-SPEAKER
CR03	FM66GLASS117M-002	

